



Cultural Site Sheet

Cultural site name	Cathedral of San Lorenzo
Type of site	Cathedral
Address	Piazza del Duomo, Chiasso degli Zouave 6
City	Grosseto
Contacts	+39 0564 20143
Website	https://www.diocesidigrosseto.it/blog/san-lorenzo-nella-cattedrale/
WCAG 2.1 compliant accessible website	NO

TESTED BY: [Handy Superabile Social Promotion Association](#) in summer 2024

Please note The following information refers to the date of verification shown at the bottom of each sheet. **The Association** is not responsible for any significant changes made by the property after the visit.

Summary

Cultural Site Sheet.....	1
Description.....	2
Arrival at the property.....	2
Private/public parking.....	2
Pathway from the car park to the entrance	3
Reception	5
Itineraries	6
Services	8
Additional elements.....	8
Toilets for guests with reduced mobility	8
Medical practices/healthcare facilities.....	9

Project carried out with the contribution of the



Presidenza del
Consiglio dei Ministri
Ministro per la disabilità



Description

Cathedral dedicated to San Lorenzo, it was built starting from the end of the thirteenth century by the Sienese architect Sozzo Rustichini.

The construction was completed between 1330 and 1340, but the building then underwent a major renovation in the sixteenth century and then a restoration that lasted throughout the nineteenth century. Inside there are two fifteenth-century stained glass windows attributed to Benvenuto di Giovanni (c. 1470), the panel of the Madonna delle Grazie by Matteo di Giovanni, the baptismal font and the marble aedicule of the Madonna delle Grazie by Antonio Ghini (1470).

General information


Opening and closing period	Open daily
Times	from 8.00 to 19.00.
Ticket cost	Free admission
Notes	It is advisable to check the correspondence of the opening and closing periods and opening hours by contacting the property directly.
Pet access	Not detected

Arrival at the property

Private/public parking

Presence of private parking	NO
Public parking nearby	YES
Type of flooring in the public car park	Asphalt and stabilized stone blocks
Presence of parking space reserved for people with disabilities	YES 1 for every 50 seats






Pathway from the car park to the entrance

The property can be reached from the car park	flat
Distance from parking to entrance	From 10 to 150 meters
There are indicators and tactile maps	NO
There is an accessible entrance	YES secondary entrance
How to access the site	<input checked="" type="checkbox"/> via ramp first length 10 m, width from 250 to 100 cm, slope 10%, handrail right , second length 120 cm width 200 cm slope 12% handrail a right , third length 192 cm width 160 slope 16.9% . All ramps are interspersed with landings.
Usable width of external and internal door/entrance gate	Above 90 cm
Type of external and internal door	with 2 doors that can be opened inwards
Type of interior door handle	lever
Eventual notes	The first external side door has a 4 cm step

Project promoted by



Regione Toscana







Project carried out with the contribution of the



**Presidenza del
Consiglio dei Ministri**
Ministro per la disabilità




Reception

Eventual notes	Reception not present
Priority access for visitors with disabilities	YES
Orientation signs	<input checked="" type="checkbox"/> Signs identifying rooms and paths placed at 140/170 cm with contrasting colors
Type of information material	<input checked="" type="checkbox"/> guides in large print <input checked="" type="checkbox"/> Audio guides <input checked="" type="checkbox"/> tactile maps <input checked="" type="checkbox"/> QR code
A cloakroom accessible to visitors with motor disabilities is available	NO
	
	



Itineraries

Presence of maps	YES
Touch indicators and visual-touch maps	NO
Presence of didactic panels	YES
Audio guide	YES
Touch Models	YES
Multimedia workstations accessible from a seated position	NO
Routes dedicated to children	YES
Stopping points	YES
Route spread over several floors	NO
Access to the starting point of the route	flat





How to access the rooms	<input checked="" type="checkbox"/> flat
Usable width of door/entrance gate/corridor	Above 90 cm
	
	
	





Services

Additional elements

Guided tours for groups	YES, by contacting guides licensed by the Tuscany Region (paid service) https://www.regione.toscana.it/-/guide-turistiche-e-ambientali-accompagnatori-turistici-e-guide-alpine
Guided tours for individuals	YES, by contacting guides licensed by the Tuscany Region (paid service) https://www.regione.toscana.it/-/guide-turistiche-e-ambientali-accompagnatori-turistici-e-guide-alpine
Activities for children and families	NO
Accessible bookshop	Not detected

Toilets for guests with reduced mobility

Number of accessible toilets for guests with reduced mobility	Not detected
--	--------------





Medical practices/healthcare facilities

Hospitals near the property	Misericordia Grosseto Hospital Via Senese 161, phone +39 0564485111
Other healthcare facilities	<p>Information point, toll-free number 8006133, open Monday to Friday from 8.00 a.m. to 6.00 p.m., Saturday and Sunday from 9.00 a.m. to 1.00 p.m.</p> <p>Nephrology and Dialysis Unit c/o Grosseto Hospital telephone +39 0564 485159 email alberto.papi@uslsudest.toscana.it</p>

TESTED BY: [Handy Superabile Social Promotion Association](#) in 2024

