



Accommodation Sheet

General informations

Name of accommodation facility	Hotel Dolly
Typology	Hotel/inn
Address	Via L. Da Vinci 19
City	Viareggio
Contacts	Tel +39 0584 44507 Email: info@hoteldolly.it
Website	www.hoteldolly.it/eng
Accessible website compliant with WCAG 2.1	NO
Online reservations	YES
Short description	Hotel Dolly is a family-run structure, ideal for a relaxing stay, located a few tens of meters from the Viareggio seafront and the beach establishments, also accessible to guests with reduced mobility.

TESTED BY: [Handy Superabile Social Promotion Association](#) in 2024

Please note The following information refers to the verification date shown at the bottom of each sheet. The Association is not responsible for any significant changes made to the property after the visit.





Summary

Accommodation Sheet.....	1
General informations.....	1
Arrival at the facility.....	3
How to reach the property.....	3
Pathway from the private/public car park to the entrance	4
Structure entrance	5
Hall - Reception	5
Rooms/apartments	6
Rooms/apartments adapted for guests with reduced mobility.....	6
Toilet in the room for guests with reduced mobility	8
Bar/restaurant	9
Internal pathways and common services	11
Internal pathways.....	11
Beach.....	12
Medical practices/health facilities.....	13





Arrival at the facility

How to reach the property

By car	<p>from the north: From the north and the A1 motorway, take the A11 Firenze Mare motorway in the direction of Lucca-Pisa. After Lucca, follow the signs for Viareggio, continue for another 18 km and exit at Viareggio.</p> <p>From Genoa and the A12 motorway, take the Viareggio exit.</p> <p>From the south and the A1 Rome-Florence motorway, take the A11 Firenze Mare motorway in the direction of Lucca-Pisa nord. After Lucca, follow the signs for Viareggio and continue for another 18 km.</p> <p>From the motorway exit, follow the signs for Marco Polo and then for the sea.</p>
By plane	G. Galilei Pisa Airport
Assistance service for people with disabilities	YES
Boarding/disembarking of passengers with reduced mobility	with courtesy chair and ambulift/lifter. Complete assistance provided on departure and arrival.
Tactile itineraries for the blind and visually impaired	YES, there are LOGES routes complete with tactile maps to facilitate movement.
There is an accessible toilet room with support handles	YES
Presence of shuttle to station	YES. Ecological automated shuttle "PEOPLE MOVER" to Pisa central station.





On the train	
Nearest station	name Viareggio 1 km away
Assistance service for people with disabilities	YES
Any notes	Information on disabled accessibility: Viareggio station is equipped with a forklift and dedicated assistance service for disabled guests. To request the assistance service, passengers with reduced mobility can contact the railway company with which they have chosen to travel or send an e-mail (at least 24 hours in advance) to one of the 14 Blue Halls or go directly to one of the 14 Halls Blu or call the single national number 199 30 30 60 connected to the 14 Sale Blu and active every day, including holidays, from 6.45am to 9.30pm



Pathway from the private/public car park to the entrance

Presence of private parking	NO
Public parking nearby	YES
Type of public car park flooring	asphalt
Presence of parking space reserved for people with disabilities in the public car park	YES number 1
Describe the route from the car park to the entrance and any critical issues	flat
Distance from the car park to the entrance	50 METERS





Structure entrance



There is an accessible entrance	YES main entrance
Method of access to the structure	The main entrance can be reached via a sidewalk with a 5-meter high step that cannot be overcome with any precautions. At the entrance, the first ramp is 22 cm long, 120 cm wide and has a 29% slope and a second ramp is 255 cm long, 20 cm wide and has a 10% slope, with tile flooring.
Type of entrance door	with 2 doors
Useful width of door/entrance passage	greater than 90 cm
There are indicators and tactile maps	NO
	

Hall - Reception

How to reach it from the entrance	flat
Reception desk height	124 cm with lowered part 70 cm





Presence of multilingual staff	YES
Type of information material	<input type="checkbox"/> YES with tactile maps/signals <input checked="" type="checkbox"/> YES with brochure
Initial assistance is provided for visitors with disabilities	<input checked="" type="checkbox"/> YES with orientation tour of the facility <input checked="" type="checkbox"/> YES with room accompaniment <input checked="" type="checkbox"/> YES with portage service
The following aids are provided for visitors with disabilities	<input type="checkbox"/> manual wheelchair <input type="checkbox"/> crutches <input type="checkbox"/> comfortable shower chair
The staff underwent training on welcoming people with various disabilities	NO
	

Rooms/apartments

Rooms/apartments adapted for guests with reduced mobility


Number and type of rooms/apartments equipped/usable by people with reduced mobility	<input checked="" type="checkbox"/> single rooms 1 no. <input checked="" type="checkbox"/> double rooms 1 no.
---	--





Access to the room from the hall	Via lifting platform
Access to the room	<input checked="" type="checkbox"/> flat
Type of entrance door	with lever handle
Useful width of entrance door	76 cm
Type and height of bed	2 single beds that can be pushed together, height 56 cm
Free spaces at the sides of the bed	to the left greater than 90 cm To the right greater than 90 cm Front greater than 90 cm
	
Wardrobe type	with sliding doors
Free space under the desk	63 cm
They are available in the room	<input checked="" type="checkbox"/> safe <input checked="" type="checkbox"/> mini-bar <input type="checkbox"/> water kettle <input type="checkbox"/> iron
There is a terrace/balcony/garden (useful door width)	Balcony with useful door width 89 cm
Access mode	via threshold/guide 2 cm high and 6 cm wide







Toilet in the room for guests with reduced mobility

Access to the venue	flat
Useful width of entrance door	90cm
Door type	with door that opens outwards
Handle type	lever
WC height	50cm
Toilet seat with open front tooth	NO
Support handles	to the right of the toilet
Flexible shower next to the toilet	YES
Free space on the sides of the toilet	to the left 40cm To the right greater than 90 cm front 93cm
Electric bell/telephone next to the toilet	YES
Washbasin with space underneath for a wheelchair	greater than 70 cm
Height from the ground to the lower edge of the mirror	sufficient for use by a person in a wheelchair
Any notes	Height of the hairdryer 140 cm





	
Shower accessible to guests with reduced mobility available	YES flush with the floor
Shower type	with 85 cm opening box and dimensions 90 x 90 cm
Shower chair	folding
Support handle	Choose an item.
Presence of shower head or latch	latch with lowest point height 120 cm
Electric bell/telephone on the shower side	YES
Any notes	Height of the shower towel rail 126/144

Bar/restaurant

Type of venue	Bar/restaurant
Access to the venue	<input checked="" type="checkbox"/> on the floor near the hall/reception





Useful width of door/entrance passage	112 cm with small door knocker step 3 cm high
Bar counter height	greater than 100 cm
Buffet counter height	Not detected
Type of tables	with central support
Space under the floor tables	69cm
Availability of high chairs for newborns	YES
Multilingual menu	YES
Menu with apps	NO
Braille menu	NO
Table service for people with disabilities	YES
Availability of food for celiacs	<input checked="" type="checkbox"/> bread <input checked="" type="checkbox"/> pasta <input type="checkbox"/> cookies <input type="checkbox"/> ice creams <input type="checkbox"/> pre-packaged foods
There are coffee and milk dispensers	NO table service is available
It is possible to always reserve the same table for a customer with reduced mobility	YES
There are toilets that can be used by a guest with reduced mobility (see "toilets accessible in internal routes and common services)	NO
There is an area reserved for lunch for younger guests	Not detected
An equipped baby bottle service is available	YES on request





Internal pathways and common services



Internal pathways

Indicate whether the paths connecting to the common areas are flat or with ramps or steps, in addition to those already described

Flat routes. The rooms can be reached by lift which is located in the hall. Braille and raised call button panel located 115 cm from the ground. Plarge cabin with a clear opening of 73 cm and a cabin 80 cm wide and 140 cm deep, without a handle, with an internal keyboard in braille and relief and





	the highest button placed at a height of 120 cm. Arrival sound warning.
	
From the room visited to the common areas there are maps and tactile signs for the blind	Along the paths that connect the room visited with the other parts of the structure there are no tactile signs and/or tactile orientation maps for the blind/impaired, but only natural tactile signs such as walls which, in this case, with short paths and free from obstacles, they can help with orientation.

Beach

Access to the beach	The complex is located a few tens of meters from beach establishments which have barrier-free access, toilets equipped for customers with reduced mobility and walkways leading to the umbrellas.
---------------------	---





Medical practices/health facilities

Hospitals near the facility	<p>Versilia Hospital Via SS 1 335 Lido di Camaiore (LU) Tel +39 0584 6051 Distance 5.7 km</p> <p>Civil Hospital, North West Tuscany Local Health Authority G. Tabarracci territorial unit Via A. Fratti 530 Viareggio (LU) Tel +39 0584 6059320/6059219</p>
Any dialysis facilities	<p>Cisanello Hospital Pisa. Distance 23 km</p> <p>In the period June-September holiday dialysis service with availability of n. 6 beds; the treatments will be divided into three days a week (Monday, Wednesday and Friday) in the evening from 6.00 pm to 12.00 am</p> <p>Telephone +39 050 997250/997253/997256 call from 8.00 to 14.00</p> <p>E-mail nefrotrap.pisa@ao-pisa.toscana.it</p>
Other healthcare facilities	<p>Green Cross Viareggio Corso G. Garibaldi 208 Viareggio (LU) Tel +39 0584 30885</p>

TESTED BY: [Handy Superabile Social Promotion Association](#) in 2024

