



Cultural Site Sheet

Cultural site name	Archaeological Park of Baratti and Populonia. Acropolis Area
Type of site	Archaeological area
Address	Locality Baratti/Populonia
City	Baratti and Populonia- Piombino (LI)
Contacts	Parks headquarters +39 0565 49430 infopoint and ticket office +39 0565 266445
Website	www.parchivaldicornia.it
WCAG 2.1 compliant accessible website	YES

TESTED BY: [Handy Superabile Social Promotion Association](#) in summer 2024

Please note The following information refers to the date of verification shown at the bottom of each sheet. **The Association** is not responsible for any significant changes made by the property after the visit.

Summary

Cultural Site Sheet.....	1
Description, general information	2
Arrival at the property	3
Private/public parking.....	3
Pathway from the car park to the entrance	5
Reception	7
Itineraries	8
Services	10
Additional elements.....	10
Toilets for guests with reduced mobility	11
Medical practices/healthcare facilities.....	12

Project carried out with the contribution of the





Description

In the lower part of the Archaeological Park of Baratti and Populonia is the Necropolis of San Cerbone, characterized by different types of Etruscan tombs: from princely mounds to aedicule tombs, up to box tombs and sarcophagus. The Acropolis is the upper part of the ancient city of Populonia. Here there are the remains of important Roman temples, a large domus, the Loggia Building, a nymphaeum, a bath.

Important: the nature of the sites inevitably allows only partial access to the archaeological areas located at the top of the longest and most inaccessible routes. The visiting areas of the Archaeological Park of Baratti and Populonia, due to the very nature of the monuments that are preserved there and their location, are not accessible to the disabled without a companion or a motorized wheelchair suitable for irregular or uneven terrain (limited to part of the Necropolis of San Cerbone and the acropolis).

General information

Opening and closing period	Closed on 25 December. Reduced hours on January 1st and December 31st
Times	<p>Depending on the time of year, the hours may vary. The Park is always open for long weekends and holidays with the exception of December 25th. In the months from October to March it is always open at least on Saturdays and Sundays, in the months from April to September it is open at least from Tuesday to Sunday.</p> <p>Often there are also extraordinary openings, for this reason we ask you to always consult the opening hours from the following link</p> <p>www.parchivaldicornia.it/info-e-servizi/orari-e-tariffe</p> <p>It is also possible to call the following number +39 0565 226445 or send</p>

Project carried out with the contribution of the





	Email to prenotazioni@parchivaldicornia.it
Ticket cost	It is possible to purchase different types of tickets. There are many packages offered, benefits, discounts and conventions. In addition to the following link www.parchivaldicornia.it/info-e-servizi/orari-e-tariffe It is advisable to also consult the link dedicated to services and agreements https://www.parchivaldicornia.it/info-e-servizi/convenzioni/
Reductions	Reductions only for these age groups 6/14 years over 65 years www.parchivaldicornia.it/info-e-servizi/orari-e-tariffe
Eventual notes	Disabled free admission. Accompanying persons admission with reduction
Online purchase	YES
Pet access	YES

Arrival at the property

Private/public parking

Presence of private parking	YES for a fee
Presence of parking space reserved for people with disabilities	SI num 1
Type of flooring of the private parking lot	Dirt and gravel



Project promoted by



Regione Toscana





Project carried out with the contribution of the



**Presidenza del
Consiglio dei Ministri**
Ministro per la disabilità



Pathway from the car park to the entrance

The property can be reached from the car park	On asphalt pavement from the parking lot to the entrance. From the entrance gate gravel paving and dirt.
Distance from parking to entrance	350 meters
There are indicators and tactile maps	NO
There is an accessible entrance	YES main entrance
How to access the site	<input type="checkbox"/> mainly on the flat. About 10 meters from the ticket office there is a path with a variable slope of about 11% - 20%. Arriving at the entrance there is a double ramp on tiled pavement, the first 130 cm long, 140 cm wide slope 9%, the second 510 cm long, 140 wide slope 8%
Useful width of door/entrance gate	Above 90 cm
Type of door	with inwardly opening door
Type of handle	lever
	



Project promoted by




Regione Toscana



Project carried out with the contribution of the



**Presidenza del
Consiglio dei Ministri**
Ministro per la disabilità



Reception

How to access	flat
Priority access for visitors with disabilities	YES
Type of information material	<input type="checkbox"/> Braille guides <input type="checkbox"/> guides in large print <input type="checkbox"/> Facilitated Language Guides (AAC) <input checked="" type="checkbox"/> Audio guides <input type="checkbox"/> video guides in LIS or subtitles <input type="checkbox"/> tactile maps <input checked="" type="checkbox"/> QR code <input type="checkbox"/> imapp
A cloakroom accessible to visitors with motor disabilities is available	YES
Multilingual staff	YES
The staff followed a training course on welcoming people with different disabilities	YES
Presence of sign language interpreters	NO
Reception desk height	bench over 100 cm
The following aids are available for visitors with disabilities	<input type="checkbox"/> manual wheelchair <input type="checkbox"/> Crutches <input type="checkbox"/> Magnifier <input type="checkbox"/> Tablet with pre-installed app

Project carried out with the contribution of the





Itineraries

Presence of maps	YES
Touch indicators and visual-touch maps	NO
Presence of didactic panels	YES
Audio guide	YES
Touch Models	NO
Multimedia workstations accessible from a seated position	NO
Routes dedicated to children	YES
Stopping points	YES
Route spread over several floors	NO
Access to the starting point of the route	flat
How to access the area	<input checked="" type="checkbox"/> on the flat, through the internal door located in the ticket office. Beyond the door there is a paved area with a double ramp, the first 3140 cm long, 145 cm wide with a slope of 13%, the second 127 cm long, 150 cm wide with a slope of 8%
Usable width of door/entrance gate/corridor	Above 90 cm
Identifying routes	by means of signs placed at various sizes varying from 100/160 cm from the ground





Bulletin board/information panels and captions

☒ captions positioned at cm _100/160_____ from the floor

☒ Shadow-free fonts and serifs

x☐ Panels also written in English





Services

Additional elements

Guided tours for groups	YES
Guided tours for individuals	YES
Activities for children and families	YES. For the calendar of activities consult the official website.
Guided tours with trained staff	<input type="checkbox"/> in sign language <input checked="" type="checkbox"/> for visitors with reduced mobility <input type="checkbox"/> in Facilitated Language (AAC)
Accessible bookshop	<input checked="" type="checkbox"/> flat <input type="checkbox"/> via ramp Choose an item.





Toilets for guests with reduced mobility

Number of accessible toilets for guests with reduced mobility	1
Location	Outside the visitor center.
How to access the premises	<input checked="" type="checkbox"/> flat
Usable width of the entrance door	Cm 88 external, internal 90 cm
Toilet height	52 cm
Toilet seat with open front tooth	YES
Support handles	to the left of the toilet
Flexible shower on the side of the toilet	YES
Free space on the sides of the toilet (men)	left 40 cm right 2 5 Cm frontal Above 90 cm
Electric doorbell/telephone	YES
Washbasin with space underneath for wheelchair approach	67 cm
Height from the ground lower edge mirror	Missing mirror
Baby changing table	YES





Medical practices/healthcare facilities

Hospitals near the property	Villamarina Hospital via Forlanini 24 Piombino (LI) Phone +39 0565 67111
Other healthcare facilities	Asl Piombino via V.Veneto 43 telephone +39 0565 67610 Dialysis Center Phone +39 0565 67283 nefrologia.piombino@uslnordovest.toscana.it

TESTED BY: [Handy Superabile Social Promotion Association](#) in 2024

